



REPORT OF THE ANNUAL MEETING

April 27, 2017

Insurance Placement Facility of Pennsylvania

190 N. Independence Mall West
Philadelphia, PA 19106-1554

Board of Directors

2016- 2017

Ms. Nicole Ford, Chairperson	Allstate Insurance Company
Mr. Kurt Husar, Vice Chairperson	Chubb Group
Ms. Patricia Quinn	CNA
Ms. Jennifer Koebe	Erie Insurance Group
Ms. Susan Erney	Nationwide Insurance Company
Ms. Marci Thomas	State Farm Insurance Companies
Ms. Kim Lindquist	The Hartford

Mr. Daniel M. Taylor, Jr., Esq., General Counsel	Margolis Edelstein, Pittsburgh
Mr. John M. Ogle, President	Insurance Placement Facility of Pennsylvania

AGENDA FOR THE ANNUAL MEETING
INSURANCE PLACEMENT FACILITY OF PENNSYLVANIA

April 27, 2017 - 1:30 P.M.

1. Call to Order - 1:30 P.M. - Ms. Nicole Ford, Chairperson, presiding
2. Approval of Minutes of Previous Year Annual Meeting - April 21, 2016
3. Ratification of Board and Officer's Actions
4. Report of the Chairman
5. Report of the President
6. Treasurer's Report
7. New Business
8. Election of Board of Directors 2017 - 2018

Nominations are:

- 1) Allstate Insurance Company
 - 2) Chubb
 - 3) CNA
 - 4) Erie Insurance Group
 - 5) Nationwide Insurance Companies
 - 6) State Farm Insurance Companies
 - 7) The Hartford
9. Adjournment of Meeting

Insurance Placement Facility of Pennsylvania
Minutes of the Annual Meeting
April 27, 2017
Administrative Offices of the Facility
1:30 p.m.
190 N. Independence Mall West
Philadelphia, PA

The Annual Meeting of the Insurance Placement Facility of Pennsylvania was called to order with Chairperson Nicole Ford presiding. President John M. Ogle served as secretary and reported a quorum was present with 181 companies or 59.3% of the membership represented in person or by proxy.

Upon motion duly made, seconded and carried, the Minutes of the April 21, 2016 Annual Meeting were approved as distributed.

A motion to ratify the actions of the Board of Directors and the Officers for the 2016-2017 term was duly made, seconded and carried.

Motions were made, seconded and carried to waive the reading of the Chairman's report, the President's report and the Treasurer's report, as all three reports were included in pre meeting materials and will be incorporated into the Annual Report. The reports were accepted as presented.

The President noted the 2016 financial audit report provided by the accounting firm of WeiserMazars, accepted by the Audit Committee and as reported to Board of Directors will be made part of the Annual Report.

With no new business, Nominating Committee chairperson Ms. Susan Erney, placed into nomination the following Member Companies to serve on the Board of Directors for the 2017-2018 term.

Allstate Insurance Company
Chubb
CNA
Erie Insurance Group
Nationwide Insurance Companies
State Farm Insurance Companies
The Travelers Company, Inc.


There being no other nominations, it was moved, seconded and carried to close nominations.

Chairperson Ford requested and received confirmation from the secretary that a sufficient amount of ballots had been cast for the nominees. Mr. Ogle reported that 55.95% of the membership representing 137 companies, indicated their intention to cast ballots either in person or by proxy in favor of the nominated slate. Therefore, upon motion duly made seconded and carried, the slate was declared elected.

The next annual meeting was set for April 2018.


There being no further business and upon motion duly made, seconded and carried, the meeting was adjourned.

Respectfully submitted by,



Mr. John M. Ogle, CPCU
President

Approved by,



Ms. Nicole Ford
Chairperson of Board

Report of the Chairperson

Ms. Nicole Ford

49th Annual Meeting

Of the Members of the

Insurance Placement Facility of Pennsylvania

April 27, 2017

Welcome to the 49th Annual Meeting of the Insurance Placement Facility of Pennsylvania. As we close in on five decades in operation, I am pleased to report that the Facility continues to meet its primary purpose of making basic property insurance available to those property owners who have been unable to secure such coverage in the voluntary marketplace.

There are a wide range of companies doing business in Pennsylvania, which is reflected in the State's viable and very competitive insurance marketplace. With so many companies active in the marketplace, it is not a surprise that the FAIR Plan has continued to see a decline in its volume.

Despite a competitive voluntary market and lower volumes, the Pennsylvania FAIR Plan receives a daily flow of new applications and payments from all corners of the Commonwealth. The FAIR Plan has its greatest volume of business centered around the city of Philadelphia. Despite its southeastern urban tilt, the Plan still has policies in force in every county and most every City or Borough in the Commonwealth.

Over the past decades, the Pennsylvania FAIR Plan has recorded years of both a surplus and a deficit. Unfortunately, 2016 was a deficit year wherein the FAIR Plan recorded a deficit of \$1,672,929.

I am pleased to report that we expect to bring our new software platform online sometime in 2017. To those directly involved in the day to day details your efforts are greatly appreciated.

In closing, I would like to thank the Pennsylvania Insurance Department for all of its support to the FAIR Plan operation. We are very fortunate to have such an attentive Department of Insurance staffed with some very dedicated and talented individuals.

In addition, my appreciation also goes out to Mr. John M. Ogle and the fine members of his Staff. Their dedication to the FAIR Plan is evident in so many ways and I think I speak

for all the Board members when I say we take great comfort knowing the operation is in such capable hands.


I would also like to recognize the contributions of our General Counsel Mr. Daniel M. Taylor. Mr. Taylor's timely and well thought out advice has served the Board well over the years and 2016 was no exception.

I would also be remiss if I did not acknowledge all the members of our committees and in particular our Committee Chairman. Your readiness to serve and to offer the Staff guidance on any number of assorted issues goes a long way in making the Pennsylvania FAIR Plan a well-run operation.

Every year it seems the Board of Directors or the FAIR Plan staff loses some very talented individuals to other assignments or retirement. 2016 was no exception. To all of those who have moved on, I would like to offer my personal thanks and gratitude for all the years of service to the FAIR Plan.

Lastly, I would like to thank all of my fellow Board members for their support and dedication. I realize that many travel considerable distance and sometimes under less than ideal circumstances. During our meetings, I am constantly amazed at your knowledge and your willingness to take time from your busy schedules to assist in the oversight of the Pennsylvania FAIR Plan. For all of your efforts, I am indeed grateful.

Respectively submitted,

A handwritten signature in black ink, appearing to read 'Nicole Ford', written in a cursive style.

Nicole Ford
Chairman of the Board

Report of the President
John M. Ogle

49th Annual Meeting
Of the Members of the
Insurance Placement Facility of Pennsylvania
April 27, 2017

Good afternoon and welcome to the 49th Annual Meeting of the Insurance Placement Facility of Pennsylvania.

Over the course of the last decade, technology has impacted every facet of the business world. Greater use of all forms of the electronic medium has not only increased consumer's knowledge and understanding of products and services it has also increased the necessity for business to have a comprehensive cyber security program and an enhanced web sites. Every business is facing such challenges and the Pennsylvania is not immune to such change.

In 2016 the FAIR Plan made considerable progress towards replacing its legacy computer system. The project is expected to go live in 2017 and have a positive impact on our long term future expenses.

Pennsylvania, by its geographical nature, normally avoids the large scale destruction of a hurricane and Pennsylvanians have little appreciation of the dangers and costs of the annual wildfire season that ravage the western states. Windstorms, however; still cause large areas of destruction and "live reports from the fire scene" remain a staple of the local nightly news telecast. In 2016, the FAIR Plan recorded 428 Loss Reported a decline of only 2% despite a 8.6% decline in Total Policies Issued.

With a favorable business climate and many companies active in the market, the Pennsylvania FAIR Plan continued to see a downward trend in its business in 2016. Overall the Plan issued almost 8.6% fewer policies in 2016 than it did in 2015. In 2016, the FAIR Plan earned \$7,712,334 in premiums, offset by \$4,890,384 in Loss and Loss Adjustment Expense Incurred for year-end Net Result of Operations loss of \$1,672,929.

Change also occurred within the Plan's Board members and the FAIR Plan staff itself. Although the loss of knowledge and expertise is difficult, I am grateful for all the years of service and the friendships that resulted.

Over the decades the Pennsylvania FAIR Plan has remained a small niche market for those unable to secure coverage in the normal marketplace. Annual Premiums Written exceeded \$14,000,000 in only one year and annual policy counts have only once been as high as 110,000. Despite its limited size, the FAIR Plan has still paid out just under \$345,631,000 in Losses.

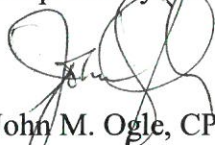
In closing, I would like to thank the members of the FAIR Plan management staff and all of our employees for their efforts over these past 12 months. Staff members wear many hats and the work involved in the ongoing software project only adds to that burden. Much of what is accomplished by the Plan is done so because of the efforts of many individuals working for the betterment of all.

I would also like to thank General Counsel Daniel Taylor for his timely and sound legal advice throughout the year. Today's working and social environments have changed so dramatically from just a few years ago, but Dan has managed to steer the organization clear of the many potential pitfalls.

I also think it is appropriate to thank the Pennsylvania Insurance Department. Time does not permit me to personally thank all those folks inside the Department who have lent us their knowledge and expertise, but suffice it to say, their efforts are greatly appreciated.

Lastly, I would like to thank all the members of the Board and its various Committees. Your interest, support and enthusiasm go a long way in running this organization. Whether it has been an email, a phone conversation or a meeting, members repeatedly go to great lengths to be engaged in the operation of the Plan. Their efforts and support are greatly appreciated.

Respectively Submitted,

A handwritten signature in black ink, appearing to read "John M. Ogle", written over a horizontal line.

John M. Ogle, CPCU
President/Secretary

INSURANCE PLACEMENT FACILITY OF PENNSYLVANIA

PENNSYLVANIA FAIR PLAN

Treasurer's Report

December 31, 2016

ASSETS

Cash in Bank	2,440,720.88
Investments, Short term at cost plus accumulated discount	4,922,149.44
Accrued Investment Income	0.00
Due from Participating Members	0.00
Premiums Receivable	2,287.60
Other Receivables	31,922.24
Equipment *	0.00
Total Assets	<u><u>7,397,080.16</u></u>

LIABILITIES AND MEMBERS' EQUITY

Unearned Premiums	3,760,793.00
Unearned Advance Premiums	196,778.00
Outstanding Losses	1,270,587.00
Outstanding Loss Adjustment Expenses	285,488.00
Accrued Expenses	149,877.00
Unpaid Post Retirement Benefits	3,391,799.00
Unpaid Pension	2,964,110.00
Accounts Payable	97,952.14
Claims Checks Payable	254,826.82
Unpaid Premium Tax	0.00
Total Liabilities	<u>12,372,210.96</u>
Members' Equity (Deficit)	<u>(4,975,130.80)</u>
Total Liabilities and Members' Equity	<u><u>7,397,080.16</u></u>

Respectfully Submitted,



RoseMarie McDonald
Accounting Manager

* E. D. P. Equipment

Insurance Placement Facility of Pennsylvania

**Statutory Financial Statements
and Supplemental Schedules
December 31, 2016 and 2015**



Insurance Placement Facility of Pennsylvania
Contents
December 31, 2016 and 2015

	Page(s)
Independent Auditors' Report	1-2
Statutory Financial Statements	
Statutory Statements of Admitted Assets, Liabilities and Members' Deficit.....	3
Statutory Statements of Operations and Members' Deficit.....	4
Statutory Statements of Cash Flows.....	5
Notes to Statutory Financial Statements.....	6-15
Supplemental Schedules	
Investment Risk Interrogatories.....	16
Summary Investment Schedule.....	17
Reinsurance Interrogatories.....	18

Independent Auditors' Report

To the Board of Directors
Insurance Placement Facility of Pennsylvania

Report on the Financial Statements

We have audited the accompanying financial statements of the Insurance Placement Facility of Pennsylvania, which comprise the statutory statements of admitted assets, liabilities, and members' deficit as of December 31, 2016 and 2015, and the related statutory statements of operations and members' deficit and cash flows for the years then ended, and the related notes to the financial statements.

Management's Responsibility for the Financial Statements

Management is responsible for the preparation and fair presentation of these financial statements in accordance with accounting practices prescribed or permitted by the Insurance Department of the Commonwealth of Pennsylvania. Management is also responsible for the design, implementation, and maintenance of internal control relevant to the preparation and fair presentation of financial statements that are free from material misstatement, whether due to fraud or error.

Auditors' Responsibility

Our responsibility is to express an opinion on these financial statements based on our audits. We conducted our audits in accordance with auditing standards generally accepted in the United States of America. Those standards require that we plan and perform the audit to obtain reasonable assurance about whether the financial statements are free from material misstatement.

An audit involves performing procedures to obtain audit evidence about the amounts and disclosures in the financial statements. The procedures selected depend on the auditor's judgment, including the assessment of the risks of material misstatement of the financial statements, whether due to fraud or error. In making those risk assessments, the auditor considers internal control relevant to the entity's preparation and fair presentation of the financial statements in order to design audit procedures that are appropriate in the circumstances, but not for the purpose of expressing an opinion on the effectiveness of the entity's internal control. Accordingly, we express no such opinion. An audit also includes evaluating the appropriateness of accounting policies used and the reasonableness of significant accounting estimates made by management, as well as evaluating the overall presentation of the financial statements.

We believe that the audit evidence we have obtained is sufficient and appropriate to provide a basis for our audit opinion.

Opinion

In our opinion, the financial statements referred to above present fairly, in all material respects, the admitted assets, liabilities, and members' deficit of the Insurance Placement Facility of Pennsylvania as of December 31, 2016 and 2015, and the results of its operations and its cash flows for the years then ended, in accordance with accounting practices prescribed or permitted by the Insurance Department of the Commonwealth of Pennsylvania as described in Note 1.

Basis of Accounting

We draw attention to Note 1 of the financial statements, which describes the basis of accounting. As described in Note 1 to the financial statements, the financial statements are prepared by the Insurance Placement Facility of Pennsylvania in accordance with accounting practices prescribed or permitted by the Insurance Department of the Commonwealth of Pennsylvania, which is a basis of accounting other than accounting principles generally accepted in the United States of America, to meet the requirements of the Insurance Department of the Commonwealth of Pennsylvania. Our opinion is not modified with respect to this matter.

Report on Supplementary Information

Our audit was conducted for the purpose of forming an opinion on the financial statements as a whole. The Investment Risk Interrogatories, Summary Investment Schedule, and Reinsurance Interrogatories are presented for purposes of additional analysis and are not a required part of the financial statements. Such information is the responsibility of management and was derived from and relates directly to the underlying accounting and other records used to prepare the financial statements. The information has been subjected to the auditing procedures applied in the audit of the financial statements and certain additional procedures, including comparing and reconciling such information directly to the underlying accounting and other records used to prepare the financial statements or to the financial statements themselves, and other additional procedures in accordance with auditing standards generally accepted in the United States of America. In our opinion, the information is fairly stated in all material respects in relation to the financial statements as a whole.

Restriction on Use

Our report is intended solely for the information and use of the board of directors and management of the Insurance Placement Facility of Pennsylvania and the Insurance Department of the Commonwealth of Pennsylvania and is not intended to be and should not be used by anyone other than these specified parties.

Mazars USA LLP

April 21, 2017

Insurance Placement Facility of Pennsylvania
Statutory Statements of Admitted Assets, Liabilities and Members' Deficit
December 31, 2016 and 2015

	<u>2016</u>	<u>2015</u>
Admitted Assets		
Cash and cash equivalents	\$ 7,362,870	\$ 8,614,775
Due from related parties	31,923	143,938
Premiums receivable	<u>2,288</u>	<u>4,148</u>
Total admitted assets	<u>\$ 7,397,081</u>	<u>\$ 8,762,861</u>
Liabilities and Members' Deficit		
Liabilities		
Unearned premiums	\$ 3,760,793	\$ 4,081,220
Unpaid losses and loss adjustment expenses	1,556,075	1,239,102
Claims and drafts payable	254,827	335,487
Advance premiums	196,778	191,008
Postretirement benefits payable	3,391,799	3,431,033
Pension liability	2,964,110	3,295,175
Other liabilities	<u>247,830</u>	<u>309,151</u>
Total liabilities	12,372,212	12,882,176
Members' deficit	<u>(4,975,131)</u>	<u>(4,119,315)</u>
Total liabilities and members' deficit	<u>\$ 7,397,081</u>	<u>\$ 8,762,861</u>

The accompanying notes are an integral part of these statutory financial statements.

Insurance Placement Facility of Pennsylvania
Statutory Statements of Operations and Members' Deficit
Years Ended December 31, 2016 and 2015

	<u>2016</u>	<u>2015</u>
Underwriting:		
Premiums earned	\$ 7,712,334	\$ 8,036,003
Losses incurred	3,723,767	3,724,343
Loss adjustment expenses incurred	1,166,618	962,421
Underwriting and other expenses incurred	<u>4,494,596</u>	<u>4,636,721</u>
	<u>9,384,981</u>	<u>9,323,485</u>
Net underwriting loss	<u>(1,672,647)</u>	<u>(1,287,482)</u>
Interest income	<u>6,036</u>	<u>541</u>
Other expense:		
Premium receivable charged off	(5,621)	(2,354)
Other expense	<u>(700)</u>	<u>(42,463)</u>
Other expense, net	<u>(6,321)</u>	<u>(44,817)</u>
Net loss	(1,672,932)	(1,331,758)
Members' deficit, beginning of year	(4,119,315)	(1,571,045)
Change in nonadmitted assets	147,739	(77,902)
Change in pension and postretirement benefits liability	669,377	(1,150,483)
Refunds/assessments recovered	<u>-</u>	<u>11,873</u>
Members' deficit, end of year	<u><u>\$ (4,975,131)</u></u>	<u><u>\$ (4,119,315)</u></u>

The accompanying notes are an integral part of these statutory financial statements.

Insurance Placement Facility of Pennsylvania
Statutory Statements of Cash Flows
Years Ended December 31, 2016 and 2015

	<u>2016</u>	<u>2015</u>
Cash from operations		
Premiums collected, net	\$ 7,409,154	\$ 7,990,516
Benefit and loss related payments	(3,493,905)	(3,840,833)
Commissions, expenses paid and aggregate write-ins for deductions	(5,592,804)	(5,586,325)
Interest income	6,037	541
Other expense	<u>(6,321)</u>	<u>(44,817)</u>
Net cash from operations	<u>(1,677,839)</u>	<u>(1,480,918)</u>
Cash from financing and miscellaneous sources		
Other cash provided	<u>425,934</u>	<u>505,998</u>
Net decrease in cash and cash equivalents	(1,251,905)	(974,920)
Cash and cash equivalents, beginning of year	<u>8,614,775</u>	<u>9,589,695</u>
Cash and cash equivalents, end of year	<u>\$ 7,362,870</u>	<u>\$ 8,614,775</u>

The accompanying notes are an integral part of these statutory financial statements.

Insurance Placement Facility of Pennsylvania

Notes to Statutory Financial Statements Years Ended December 31, 2016 and 2015

1. Summary of Significant Accounting Policies

The statutory financial statements of Insurance Placement Facility of Pennsylvania (the “Facility”) have been prepared, except as to form, in conformity with statutory accounting practices (“SAP”) as promulgated by the National Association of Insurance Commissioners (“NAIC”) and as prescribed or permitted by the Insurance Department of the Commonwealth of Pennsylvania (the “Insurance Department”). Such practices differ in certain respects from accounting principles generally accepted in the United States of America (“GAAP”). The more significant accounting policies are as follows:

Permitted Practices

The Pennsylvania Insurance Department has permitted certain accounting practices that differ from those found in SAP. Specifically, during 2015, the Facility received permission from the Pennsylvania Insurance Department to use accounting practices that differ from SAP regarding the incentive of six months of free rent and reimbursement of moving expenses under a new lease agreement that commenced May 1, 2015. SAP requires incentives to be recognized over the term of the lease. The Facility received permission to not record any rent expense for the months of May through October 2015, and also to expense the cost of the move at the time it is due and when reimbursement is received using the same expense categories. The free rent for the months May through October 2015 totaled \$99,252 and the Facility was reimbursed for moving expenses of \$41,355 in 2015.

Premiums

Premiums are recognized as revenues ratably over the terms of the policies. Unearned premiums are computed on the monthly pro rata basis.

Commissions

Commissions and other costs of acquiring business are charged to operations as incurred.

Nonadmitted Assets

Certain assets designated as “nonadmitted” are not reflected in the statutory statements of admitted assets, liabilities, and members’ equity. Nonadmitted assets include furniture, fixtures, and leasehold improvements and are charged directly against members’ equity.

Unpaid Losses and Loss Adjustment Expenses

Unpaid losses and loss adjustment expenses are estimated based on losses reported and the Facility’s past experience for losses incurred but not yet reported. Management believes that such provisions are adequate to cover the ultimate liability. However, such estimates could differ from the amounts ultimately paid when claims are settled. Subsequent changes in estimates are reflected in earnings currently.

Use of Estimates

The preparation of statutory financial statements in conformity with statutory accounting principles requires management to make estimates and assumptions that affect the reported amounts of assets and liabilities and disclosure of contingent assets and liabilities at the date of the statutory financial statements and the reported amounts of revenues and expenses during the reporting period. Actual results could differ from those estimates.

Insurance Placement Facility of Pennsylvania

Notes to Statutory Financial Statements Years Ended December 31, 2016 and 2015

Cash and Cash Equivalents

Cash and cash equivalents include cash on hand and other highly liquid temporary investments with maturities of one year or less from the acquisition date. The carrying value of cash equivalents approximates fair value. Interest and dividend income from cash and cash equivalents is included in investment income on the statutory statements of operations. Interest earned on cash and equivalents was \$6,036 and \$541 at December 31, 2016 and 2015.

Variations from Generally Accepted Accounting Principles

Certain of the prescribed or permitted insurance accounting practices followed by the Facility differ from GAAP. The principal differences are as follows:

- Under GAAP, commissions and other acquisition costs, if recoverable from future operations, would be deferred and charged against operations on the same basis that related premiums are recognized as revenues.
- Under GAAP, certain assets designated as “nonadmitted” would be reflected in the statutory statements of admitted assets, liabilities, and members’ equity.

The effects on the statutory financial statements of these differences have not been determined.

2. General

The Facility was created by an act of the General Assembly of the Commonwealth of Pennsylvania (“The Pennsylvania Fair Plan Act”) to make available basic property insurance against fire and other perils for residential and business properties located in the Commonwealth. All insurers (“Member Company”) doing any insurance business in Pennsylvania of the kinds covered by the Facility are required to be a member. Each member in the Commonwealth participates in the profits and losses of the Facility in the proportion that certain premiums written in the Commonwealth by each company during the second preceding calendar year bear to the aggregate of such premiums written by all authorized companies and is subject to future cash assessments, if required.

During 2016, the Facility approved a closeout of the 2012 and 2013 with an offset assessment against the 2014, 2015 and 2016 policy years for a net impact of \$0.

The Facility shares office space and the services of certain employees with the Insurance Placement Facility of Delaware and the West Virginia Essential Property Insurance Association, both of which pay the Facility a portion of such joint expenses based on estimates of actual usage.

3. Federal Income Taxes

The Facility files as a partnership for federal income tax purposes. Consequently, the Facility provides each Member Company with an annual statement of its relative share of the Facility’s annual results of operations for inclusion in each participating member’s tax return.

Insurance Placement Facility of Pennsylvania

Notes to Statutory Financial Statements
Years Ended December 31, 2016 and 2015

4. Employee Benefits

The Facility, in conjunction with the Insurance Placement Facility of Delaware and the West Virginia Essential Property Insurance Association and other unaffiliated organizations, is a participant in the Principle Financial Group Pension Plan for Insurance Organizations (the “pension plan”), which covers all of its employees. The pension plan qualifies under the provisions of Section 501(a) of the Internal Revenue Code and is exempt from federal income taxes. The pension plan provides retirement income based upon employee average annual compensation and years of service. The pension plan is funded through the trustee by contributions to group annuity contracts.

The Facility provides life insurance for active employees upon the date of hire. The amount of insurance provided is equal to two times the employee’s basic annual salary. For employees who retire at age 65 or older, the Facility pays the full cost of life insurance with coverage limited to \$10,000.

Eligible employees that elect to retire at, or after, normal retirement age may elect to receive Medicare supplemental benefits of their choosing using an employer level funded HRA.

The Facility uses a December 31 measurement date for its pension and postretirement benefits plan. Assets, liabilities and expenses of the plan are allocated to the Facility based on its underwriting activity. The allocation percentage used for the Facility was 88.61% in 2016 and 89.07% in 2015.

The following table sets forth the year-end status of the plans relating to the employees of the Facility:

	Pension Benefits		Postretirement Benefits	
	2016	2015	2016	2015
Change in projected benefit obligation:				
Projected benefit obligation at January 1	\$ 18,272,130	\$ 17,503,244	\$ 3,852,063	\$ 3,178,406
Service cost	161,349	205,850	29,806	26,405
Interest cost	730,780	696,036	154,389	155,464
Actuarial gain	190,312	457,287	(96,996)	606,517
Benefits paid	(627,036)	(590,287)	(111,479)	(114,729)
Projected benefit obligation at December 31	<u>\$ 18,727,535</u>	<u>\$ 18,272,130</u>	<u>\$ 3,827,783</u>	<u>\$ 3,852,063</u>

Insurance Placement Facility of Pennsylvania

Notes to Statutory Financial Statements

Years Ended December 31, 2016 and 2015

	Pension Benefits		Postretirement Benefits	
	2016	2015	2016	2015
Change in plan assets:				
Fair value of plan assets at January 1	\$ 14,572,596	\$ 15,082,890	\$ -	\$ -
Actual return on plan assets	936,852	(269,291)	-	-
Employer contributions	500,004	349,284	111,479	114,729
Benefits paid	(627,036)	(590,287)	(111,479)	(114,729)
Fair value of plan assets at December 31	<u>\$ 15,382,416</u>	<u>\$ 14,572,596</u>	<u>\$ -</u>	<u>\$ -</u>
Reconciliation of unassigned surplus:				
Funded status	\$ (3,345,119)	\$ (3,699,534)	\$ (3,827,783)	\$ (3,852,063)
Unrecognized net actuarial loss	4,516,254	4,941,758	1,387,939	1,644,234
Unrecognized prior service cost	9,514	11,779	86,040	122,507
Prepaid assets or (accrued) liabilities in unassigned surplus	<u>\$ 1,180,649</u>	<u>\$ 1,254,003</u>	<u>\$ (2,353,804)</u>	<u>\$ (2,085,322)</u>

The net periodic benefit cost includes the following components:

	Pension Benefits		Postretirement Benefits	
	2016	2015	2016	2015
Components of net periodic benefit cost:				
Service cost	\$ 161,349	\$ 205,850	\$ 29,806	\$ 26,405
Interest cost	730,780	696,036	154,389	155,464
Expected return on plan assets	(791,870)	(817,003)	-	-
Amount of prior service cost recognized	2,265	16,141	4,396	4,396
Amount of prior non-vested liability recognized	-	-	32,071	32,071
Amount of loss recognized	470,834	569,010	159,299	263,768
Net periodic benefit cost	<u>\$ 573,358</u>	<u>\$ 670,034</u>	<u>\$ 379,961</u>	<u>\$ 482,104</u>

Weighted average assumptions used to determine the net periodic benefit cost:

	Pension Benefits		Postretirement Benefits	
	2016	2015	2016	2015
Discount rate	4.15%	3.80%	4.30%	3.95%
Weighted average rate of compensation increase	3.00%	3.00%	N/A	N/A
Expected long-term rate of return	5.50%	5.50%	N/A	N/A

Insurance Placement Facility of Pennsylvania

Notes to Statutory Financial Statements

Years Ended December 31, 2016 and 2015

Weighted average assumptions used to determine benefit obligations at December 31:

	Pension Benefits		Postretirement Benefits	
	2016	2015	2016	2015
Discount rate	3.90%	4.15%	4.05%	4.30%
Rate of compensation increase	3.00%	3.00%	N/A	N/A

The accumulated benefit obligation for the pension plan was \$17,542,002 and \$17,116,234 at December 31, 2016 and 2015, respectively.

Prepaid pension benefit cost was \$1,180,649 and \$1,254,003 at December 31, 2016 and 2015, respectively.

The expected long-term rate of return on assets assumption is 5.5%. This assumption represents the rate of return on plan assets reflecting the average rate of earnings expected on the funds invested or to be invested to provide for the benefits included in the benefit obligation. The assumption has been determined by reflecting expectations regarding future rates of return for the investment portfolio, with consideration given to the distribution of investments by asset class and historical rates of return for each individual asset class.

The pension plan's weighted average asset allocations at December 31, 2016 and 2015, by asset category are as follows:

	2016	2015
Asset category:		
Equity securities	42.5%	40.1%
Debt securities	57.2%	58.7%
Cash	0.3%	1.2%

The primary investment objective for the pension plan assets is to achieve maximum rates of return commensurate with safety of principal, given the asset mix, credit quality and diversification guidelines and restrictions approved by the plan administrator's board of directors. The pension asset allocation is reviewed quarterly to determine whether the portfolio mix is within an acceptable range of target allocation. Target asset allocations are based on asset and liability studies with the goal to enhance the expected return of the pension portfolio while maintaining acceptable levels of risk. The target asset allocation is 60% equity securities and 40% debt securities.

The plan's financial assets and liabilities carried at fair value have been classified, for disclosure purposes, based on a hierarchy defined by SSAP No. 100, Fair Value Measurements. The framework provides a fair value hierarchy that prioritizes the inputs to valuation techniques used to measure fair value. The hierarchy gives the highest priority to unadjusted quoted prices in active markets for identical assets or liabilities (Level 1 measurements) and the lowest priority to unobservable inputs (Level 3 measurements). The three levels of the fair value hierarchy under SSAP No. 100 are described as follows:

Level 1: Inputs to the valuation methodology are unadjusted quoted prices for identical assets or liabilities in active markets that the Plan has the ability to access.

Insurance Placement Facility of Pennsylvania

Notes to Statutory Financial Statements

Years Ended December 31, 2016 and 2015

Level 2: Inputs to the valuation methodology include:

- Quoted prices for similar assets or liabilities in active markets.
- Quoted prices for identical or similar assets or liabilities in inactive markets.
- Inputs other than quoted prices that are observable for the asset or liability.
- Inputs that are derived principally from or corroborated by observable market data by correlation or other means.

If the asset or liability has a specified (contractual) term, the Level 2 input must be observable for substantially the full term of the asset or liability.

Level 3: Inputs to the valuation methodology are unobservable and significant to the fair value measurement.

The asset's or liability's fair value measurement level within the fair value hierarchy is based on the lowest level of any input that is significant to the fair value measurement. Valuation techniques used need to maximize the use of observable inputs and minimize the use of unobservable inputs.

The following is a description of the valuation methodologies used for assets measured at fair value. There have been no significant changes in the methodologies used at December 31, 2016 and 2015.

Pooled Separate Accounts: Investments in pooled separate accounts are valued at fair value, based on the applicable percentage of net assets of the pooled separate accounts as of the measurement date, as determined by Principal. In determining fair value, Principal utilizes valuations calculated for the pooled separate accounts. The pooled separate accounts value securities and other financial instruments on a fair value basis of accounting. The pooled separate accounts invest in domestic and foreign stocks, mutual funds, commercial paper and money market funds. The fair values of these investments are based on quoted prices or other observable inputs and are used by Principal in determining the fair value of the pooled separate accounts. The fair value of the Plan's investments in pooled separate accounts generally represents the amount the Plan would expect to receive if it were to liquidate its investments.

Partnerships/Joint Venture Interests: Investments in investment partnerships/joint venture interests are valued at fair value based on the applicable percentage ownership of the investment partnerships'/joint ventures' net assets as of the measurement date, as determined by the Plan. In determining fair value, the Plan utilizes valuations provided by the investment partnerships/joint ventures. The investment partnerships/joint ventures value securities and other financial instruments on a fair value basis of accounting. The estimated fair values of certain investments of the investment partnerships/joint ventures, which may include private placements and other securities for which prices are not readily available, are determined by the general partner or sponsor of the respective investment partnerships/joint ventures and may not reflect amounts that could be realized upon immediate sale, nor amounts that ultimately may be realized.

Accordingly, the estimated fair values may differ significantly from the values that would have been used had a ready market existed for these investments. The fair value of the Plan's investments in investment partnerships/joint ventures generally represents the amount the Plan would expect to receive if it were to liquidate its investment in the investment partnerships/joint ventures.

Managed Accounts: Managed accounts that hold individual investments are valued at the closing price of shares for domestic and foreign stocks.

Insurance Placement Facility of Pennsylvania

Notes to Statutory Financial Statements

Years Ended December 31, 2016 and 2015

The method described above may produce a fair value calculation that may not be indicative of net realizable value or reflective of future fair values. Furthermore, while the Plan believes that its valuation method is appropriate and consistent with those of other market participants, the use of a different methodology to determine the fair value could result in a different fair value measurement at the reporting date.

The following tables set forth by level, within the fair value hierarchy, the gross assets of the plan as of December 31, 2016 and 2015. The Facility, Insurance Placement Facility of Delaware, and West Virginia Essential Property Insurance Association have a total interest in plan assets of approximately 1.47% and 1.44% as of December 31, 2016 and 2015.

	<u>Level 1</u>	<u>Level 2</u>	<u>Level 3</u>	<u>Total</u>
<u>December 31, 2016</u>				
Managed accounts				
Small cap equity	\$ 50,216,078	\$ -	\$ -	\$ 50,216,078
Mid cap equity	88,614,785	-	-	88,614,785
Large cap equity	267,393,222	-	-	267,393,222
Pooled separate accounts				
International equity	-	123,442,724	-	123,442,724
Fixed income	-	512,617,217	-	512,617,217
Cash	-	5,018,969	-	5,018,969
Partnerships/Joint venture interests				
Limited partnerships	-	-	466,188	466,188
Total assets at fair value	<u>\$ 406,224,085</u>	<u>\$ 641,078,910</u>	<u>\$ 466,188</u>	<u>\$ 1,047,769,183</u>
<u>December 31, 2015</u>				
Managed accounts				
Small cap equity	\$ 128,310,181	\$ -	\$ -	\$ 128,310,181
Large cap equity	263,343,028			263,343,028
Pooled separate accounts				
International equity	-	99,788,288	-	99,788,288
Fixed income	-	508,589,297	-	508,589,297
Cash		8,401,328		8,401,328
Partnerships/Joint venture interests				
Limited partnerships	-	-	467,812	467,812
Total assets at fair value	<u>\$ 391,653,209</u>	<u>\$ 616,778,913</u>	<u>\$ 467,812</u>	<u>\$ 1,008,899,934</u>

Contributions to the pension and postretirement benefits plans are expected to be \$600,000 and \$149,392, respectively, in 2017.

Insurance Placement Facility of Pennsylvania

Notes to Statutory Financial Statements

Years Ended December 31, 2016 and 2015

The following benefit payments, which reflect expected future service, as appropriate, are expected to be paid:

	Pension Benefits	Postretirement Benefits
2017	\$ 882,547	\$ 149,392
2018	904,191	148,313
2019	1,008,267	158,905
2020	1,035,644	168,825
2021	1,068,699	180,682
2022-2026	6,156,406	1,097,084

Flat annual contributions are made to retirees Health Reimbursement Accounts and the retiree is responsible for securing health insurance. Contributions are expected to grow with general inflation and are around 3%, but are not tied to health care trend rates.

The employees of the Facility are eligible to participate in the Insurance Company Supported Organization 401(k) Savings Plan, a defined contribution plan. The plan is administered by the Prudential Retirement Insurance and Annuity Company. Participation in the plan is voluntary. Employees are vested in employer contributions upon participation. Employees may contribute 1% to 75% of their annual compensation; not to exceed the maximum amount allowed by the Internal Revenue Service each plan year. The Facility matches employee contributions up to a maximum of 6% of an employee's annual compensation. Contributions by the Facility amounted to \$99,547 and \$96,986 in 2016 and 2015, respectively.

5. Liability for Unpaid Losses and Loss Adjustment Expenses

Activity in the liability for unpaid losses and loss adjustment expenses is summarized as follows:

	2016	2015
Balance, January 1	<u>\$ 1,239,102</u>	<u>\$ 1,371,350</u>
Incurred related to:		
Current year	5,118,520	4,754,626
Prior years	<u>(228,135)</u>	<u>(67,862)</u>
Total incurred	<u>4,890,385</u>	<u>4,686,764</u>
Paid related to:		
Current year	3,611,433	3,644,706
Prior years	<u>961,979</u>	<u>1,174,306</u>
Total paid	<u>4,573,412</u>	<u>4,819,012</u>
Balance, December 31	<u><u>\$ 1,556,075</u></u>	<u><u>\$ 1,239,102</u></u>

Insurance Placement Facility of Pennsylvania

Notes to Statutory Financial Statements

Years Ended December 31, 2016 and 2015

As a result of changes in estimates for anticipated losses and loss adjustment expenses to insured events of prior years, the liability for losses and loss adjustment expenses decreased by \$228,135 and \$67,862 in 2016 and 2015, respectively. The favorable loss reserve development during 2016 and 2015 is based on loss expense reserves settling for amounts different than those estimated and is not attributable to any specific event or occurrence. Paid amounts above are net of salvage and subrogation recoveries.

6. Lease Commitments

The Facility signed a new 10.5-year lease effective May 1, 2015. The Facility has the option to renew its lease for an additional five year period. At December 31, 2016, minimum rental commitments under these noncancelable leases are as follows:

<u>Years Ending December 31,</u>	
2017	\$ 204,337
2018	208,451
2019	212,565
2020	216,679
2021	220,793
Thereafter	<u>884,545</u>
Total payments	<u><u>\$ 1,947,370</u></u>

Total rental expense was \$204,849 and \$161,197 in 2016 and 2015, respectively.

Rentals included above are net of amounts allocated to the Insurance Placement Facility of Delaware and the West Virginia Essential Property Insurance Association for common facilities.

7. Related Party Transactions

The Facility issues all checks for claims and other payables for the Insurance Placement Facility of Delaware and the West Virginia Essential Property Insurance Association, and is then reimbursed by these facilities. Throughout 2016 and 2015, \$903,626 and \$965,332, respectively, was paid on behalf of the Insurance Placement Facility of Delaware and \$275,210 and \$366,666, respectively, was paid on behalf of the West Virginia Essential Property Insurance Association. At December 31, 2016 and 2015, \$29,856 and \$142,587, respectively, is due from the Insurance Placement Facility of Delaware and \$2,067 and \$1,351, respectively, is due from the West Virginia Essential Property Insurance Association.

8. Electronic Data Processing Equipment and Software

Electronic data processing (“EDP”) equipment and software are stated at cost. Maintenance, repairs, and minor renewals are expensed as incurred. Depreciation is calculated using the straight-line method over the estimated useful lives of the assets ranging from three to five years.

Insurance Placement Facility of Pennsylvania

Notes to Statutory Financial Statements

Years Ended December 31, 2016 and 2015

EDP equipment and software consisted of the following:

	<u>2016</u>	<u>2015</u>
Computers and equipment	\$ 103,585	\$ 75,576
Software	<u>319,457</u>	<u>346,666</u>
	<u>423,042</u>	<u>422,242</u>
Less accumulated depreciation	(322,124)	(211,176)
Less nonadmitted asset	<u>(100,918)</u>	<u>(211,066)</u>
EDP equipment and software, net	<u><u>\$ -</u></u>	<u><u>\$ -</u></u>

Depreciation expense was \$110,148 and \$104,806 for the years ended December 31, 2016 and 2015, respectively.

9. Annual Statement Reconciliation

There are no material differences between net income and capital and surplus as reported herein and the Annual Statement as previously filed with the Department for the year ended December 31, 2016 and 2015.

10. Subsequent Events

The Facility has evaluated subsequent events through April 21, 2017, the date these financial statements were available for issuance.

Insurance Placement Facility of Pennsylvania
Investment Risk Interrogatories
December 31, 2016

Total admitted assets at December 31, 2016

\$ 7,397,081

1. State by investment category the 10 largest exposures to a single issuer/borrower/investment, excluding (i) U.S. government, U.S. government agency securities, and those U.S. government money market funds listed in the Appendix to the SVO Purposes and Procedures Manual as exempt; (ii) property occupied by the Facility; and (iii) policy loans.

Investment Category	Amount	Percentage of Total Admitted Assets
None	\$ -	0.00%

2. State the amount and percentages of the reporting entity's total admitted assets held in bonds and preferred stocks by NAIC rating.

Bonds			Preferred Stocks		
None	\$ -	0.00%	None	\$ -	0.00%

3. The Facility holds no foreign investments.
4. The Facility holds no Canadian investments.
5. The Facility holds no investments with contractual sales restrictions.
6. State the amounts and percentages of admitted assets held in the largest 10 equity interests (including investments in shares of mutual funds, preferred stocks, publicly traded equity securities, and other equity securities, and excluding money market and bond mutual funds listed in the Appendix to the SVO Practices and Procedures Manual as exempt or Class 1).

Investment Category	Amount	Percentage of Total Admitted Assets
None	\$ -	0.00%

7. The Facility holds no nonaffiliated, privately placed equities.
8. The Facility holds no general partnership interests.
9. The Facility holds no mortgage loans.
10. The Facility holds no real estate.
11. The Facility has no repurchase agreements.
12. The Facility does not hold warrants.
13. The Facility does not have exposure to collars, swaps, or forwards.
14. The Facility does not have exposure for futures contracts.
15. The Facility does not have amounts in the Write-Ins for Invested Assets category on the Summary Investment Schedule.

Insurance Placement Facility of Pennsylvania
Summary Investment Schedule
December 31, 2016

<u>Investment Categories</u>	<u>Gross Investment Holdings*</u>		<u>Admitted Assets as Reported in the Annual Statement</u>	
Cash and cash equivalents	<u>\$ 7,362,870</u>	<u>100.00%</u>	<u>\$ 7,362,870</u>	<u>100.00%</u>
Total invested assets	<u><u>\$ 7,362,870</u></u>	<u><u>100.00%</u></u>	<u><u>\$ 7,362,870</u></u>	<u><u>100.00%</u></u>

*Gross investment holdings as valued in compliance with NAIC Accounting Practices and Procedures Manual.

Insurance Placement Facility of Pennsylvania
Reinsurance Interrogatories
December 31, 2016

Provided below are management's responses to certain reinsurance interrogatories required by NAIC Statutory Accounting Principles:

Has the reporting entity reinsured any risk with any other entity under a quota share reinsurance contract that includes a provision that would limit the reinsurer's losses below the stated quota share percentage (e.g., a deductible, a loss ratio corridor, a loss cap, an aggregate limit or any similar provisions)?

Yes () No (X)

Has the reporting entity ceded any risk under any reinsurance contract (or under multiple contracts with the same reinsurer or its affiliates) for which during the period covered by the statement: (i) it recorded a positive or negative underwriting result greater than 5% of prior year-end surplus as regards policyholders or it reported calendar year written premium ceded or year-end loss and loss expense reserves ceded greater than 5% of prior year-end surplus as regards policyholders; (ii) it accounted for that contract as reinsurance and not as a deposit; and (iii) the contract(s) contain one or more of the following features or other features that would have similar results:

- (a) A contract term longer than two years and the contract is noncancelable by the reporting entity during the contract term;
- (b) A limited or conditional cancellation provision under which cancellation triggers an obligation by the reporting entity, or an affiliate of the reporting entity, to enter into a new reinsurance contract with the reinsurer, or an affiliate of the reinsurer;
- (c) Aggregate stop loss reinsurance coverage;
- (d) An unconditional or unilateral right by either or both parties to commute the reinsurance contract, whether conditional or not, except for such provisions which are only triggered by a decline in the credit status of the other party;
- (e) A provision permitting reporting of losses, or payment of losses, less frequently than on a quarterly basis (unless there is no activity during the period); or
- (f) Payment schedule, accumulating retentions from multiple years or any features inherently designed to delay timing of the reimbursement to the ceding entity.

Yes () No (X)

Has the reporting entity during the period covered by the statement ceded any risk under any reinsurance contract (or under multiple contracts with the same reinsurer or its affiliates) for which during the period covered by the statement it recorded a positive or negative underwriting result greater than 5% of prior year-end surplus as regards policyholders or it reported calendar year written premium ceded or year-end loss and loss expense reserves ceded greater than 5% of prior year-end surplus as regards policyholders; excluding cessions to approved pooling arrangements or to captive insurance companies that are directly or indirectly controlling, controlled by, or under common control with (i) one or more unaffiliated policyholders of the reporting entity, or (ii) an association of which one or more unaffiliated policyholders of the reporting entity is a member, where:

- (a) The written premium ceded to the reinsurer by the reporting entity or its affiliates represents fifty percent (50%) or more of the entire direct and assumed premium written by the reinsurer based on its most recently available financial statement; or
- (b) Twenty-five percent (25%) or more of the written premium ceded to the reinsurer has been retroceded back to the reporting entity or its affiliates in a separate reinsurance contract.

Yes () No (X)

Except for transactions meeting the requirements of paragraph 31 of SSAP No. 62R—Property and Casualty Reinsurance, disclose if the reporting entity ceded any risk under any reinsurance contract (or multiple contracts with the same reinsurer or its affiliates) during the period covered by the financial statement, and either:

- (a) Accounted for that contract as reinsurance (either prospective or retroactive) under statutory accounting principles ("SAP") and as a deposit under generally accepted accounting principles ("GAAP"); or
- (b) Accounted for that contract as reinsurance under GAAP and as a deposit under SAP?

Yes () No (X)